



**SERIES 531**



**SERIES 531**



**SERIES 530**



## HOODED TWIN WHEEL SWIVEL CASTOR SERIES 530 PROFIL

## HOODED TWIN WHEEL SWIVEL CASTOR SERIES 531 PROFIL WITH WHEEL BRAKE

### Features:

- Black polyamide casing (Ø 52 mm, 75 mm) or chrome plated zinc die cast casing (Ø 52 mm, 75 mm, 100 mm)
- Combined plain-ball bearing swivel
- Wheel-Ø 52 mm, 75 mm and 100 mm

### Options:

- Further RAL colours available, minimum order quantity required, please contact STEINCO
- Stainless steel version
- Further fittings available
- Wheel-Ø 52 mm with load controlled brake according to EN 12529; available with polyamide casing, plain- or threaded stem fitting



**SERIES 531**

**OFFICE AND HOME FURNITURE**

**HOSPITAL AND  
ELECTROMEDICAL EQUIPMENT**

**OFFICE CHAIRS**

**SHOP FITTING EQUIPMENT**

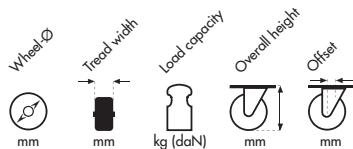
**CLEANING EQUIPMENT**



## PLAIN BEARING WHEEL

- Black polyamide wheel
- Riveted axle
- Wheel-Ø 52 mm, 75 mm

### FITTINGS




POLYAMIDE CASING		ZINC DIE CAST CASING	
SERIES 530 PROFIL	SERIES 531 PROFIL	SERIES 530 PROFIL	SERIES 531 PROFIL
SWIVEL CASTOR	SWIVEL CASTOR WITH WHEEL BRAKE	SWIVEL CASTOR	SWIVEL CASTOR WITH WHEEL BRAKE
Code-No.	Code-No.	Code-No.	Code-No.
3.T20.B91	4.WA2.B91	3.T40.B91	4.WA1.B91
3.VA5.DAH	4.VAX.DAH	3.VGC.DAH	4.VGD.DAH
3.VE6.DAH	4.VE7.DAH	3.VGJ.DAH	4.VGK.DAH

#### THREADED STEM



mm	Wheel-Ø	Tread width	Load capacity	Overall height	Offset	Polyamide	Zinc Die Cast
M 10 x 15	52	8	40	62	20	3.T20.B91	4.WA2.B91
M 10 x 15	75	13	60	93	26	3.VA5.DAH	4.VAX.DAH
M 10 x 42	75	13	60	93	26	3.VE6.DAH	4.VE7.DAH

#### TOP PLATE



mm	Wheel-Ø	Tread width	Load capacity	Overall height	Offset	Polyamide	Zinc Die Cast
39 x 39	52	8	40	63	20	3.T26.B91	4.WAZ.B91
55 x 55	75	13	60	96	26	3.VB6.DAH	4.VB7.DAH

Top plate dimensions shown on page 113.

#### PLAIN STEM AND CIRCLIP



mm	Wheel-Ø	Tread width	Load capacity	Overall height	Offset	Polyamide	Zinc Die Cast
10 x 34	52	8	40	62	20	3.WAM.B91	4.WB6.B91
10 x 34	75	13	60	94	26	3.VA8.DAH	4.VA9.DAH

A list of sockets for round and square tubing appears on page 112.

#### EXPANDING ADAPTORS

only on 75 mm castor



Castors can be installed into round or square tubing by using polyamide expanding adaptors. The expanding adaptors are installed on castors with an M 10 x 42 mm long threaded stem. To order, please add code number for adaptor size and shape behind the castor code number, as shown in the following table: 3.VE6.DAH.A1N

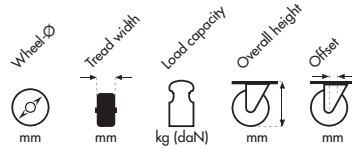
Diameter mm	Round tube Code-No.	Square tube Code-No.	Max. Torque
18-20	.A1N	.A5N	12 Nm
21-23	.A1P	.A5P	12 Nm
24-27	.A1Q	.A5Q	18 Nm
28-31	.A1R	.A5R	20 Nm



## PLAIN BEARING WHEEL

- Electrically conductive, black polyamide wheel
- Riveted axle
- Wheel-Ø 52 mm, 75 mm

### FITTINGS




POLYAMIDE CASING		ZINC DIE CAST CASING	
SERIES 530 PROFIL	SERIES 531 PROFIL	SERIES 530 PROFIL	SERIES 531 PROFIL
SWIVEL CASTOR	SWIVEL CASTOR WITH WHEEL BRAKE	SWIVEL CASTOR	SWIVEL CASTOR WITH WHEEL BRAKE
Code-No.	Code-No.	Code-No.	Code-No.
3.WGA.B87	4.WGB.B87	3.T40.B87	4.WA1.B87
3.VAE.DAJ	4.VAS.DAJ	3.VGC.DAJ	4.VGD.DAJ
3.VF6.DAJ	4.VF7.DAJ	3.VGJ.DAJ	4.VGK.DAJ

#### THREADED STEM



mm	Wheel-Ø	Tread width	Load capacity	Overall height	Offset
M 10 x 15	52	8	40	62	20
M 10 x 15	75	13	60	93	26
M 10 x 42	75	13	60	93	26

#### TOP PLATE



mm	Wheel-Ø	Tread width	Load capacity	Overall height	Offset	Code-no.	Code-no.	Code-no.	Code-no.
39 x 39	52	8	40	63	20	3.WGC.B87	4.WGD.B87	3.T42.B87	4.WM9.B87
55 x 55	75	13	60	96	26	3.VAF.DAJ	4.VAT.DAJ	3.VGG.DAJ	4.VGH.DAJ

Top plate dimensions shown on page 113.

#### PLAIN STEM AND CIRCLIP



mm	Wheel-Ø	Tread width	Load capacity	Overall height	Offset	Code-no.	Code-no.	Code-no.	Code-no.
10 x 34	52	8	40	62	20	3.WGE.B87	4.WGF.B87	3.T41.B87	4.WN3.B87
10 x 34	75	13	60	94	26	3.VB0.DAJ	4.VB1.DAJ	3.VGE.DAJ	4.VGF.DAJ

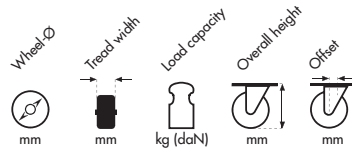
Please contact us for electrically conductive sockets.



## PLAIN BEARING WHEEL

- Non marking polyurethane tyred
- Polyamide hub
- Riveted axle
- Wheel-Ø 52 mm, 75 mm, 100 mm

### FITTINGS



POLYAMIDE CASING		ZINC DIE CAST CASING	
SERIES 530 PROFIL	SERIES 531 PROFIL	SERIES 530 PROFIL	SERIES 531 PROFIL
SWIVEL CASTOR	SWIVEL CASTOR WITH WHEEL BRAKE	SWIVEL CASTOR	SWIVEL CASTOR WITH WHEEL BRAKE
Code-No.	Code-No.	Code-No.	Code-No.

#### THREADED STEM



mm	Wheel-Ø	Tread width	Load capacity	Overall height	Offset	Polyamide Casing	Zinc Die Cast Casing
M 10x15	52	8	40	62	20	3.T20.B94	4.WA1.B94
M 10x15	75	17	60	93	26	3.VA5.DAM	4.VGD.DAM
M 10x42	75	17	60	93	26	3.VGJ.DAM	4.VGK.DAM
M 10x15	100	17	70	124	35	3.VE6.DAM	4.UA1.DAC
M 12x15	100	17	70	124	35		3.UAA.DAC
M 10x42	100	17	70	124	35		3.UAG.DAC
							4.UA7.DAC
							3.UAF.DAC
							4.UA4.DAC

#### TOP PLATE



mm	Wheel-Ø	Tread width	Load capacity	Overall height	Offset	Code-no.	Code-no.	Code-no.	Code-no.
39x39	52	8	40	63	20	3.T26.B94	4.WA2.B94	3.T42.B94	4.WM9.B94
55x55	75	17	60	96	26	3.VB6.DAM	4.VB7.DAM	3.VGG.DAM	4.VGH.DAM
55x55	100	17	70	127	35			3.UAB.DAC	4.UA2.DAC

Top plate dimensions shown on page 113.

#### PLAIN STEM AND CIRCLIP



mm	Wheel-Ø	Tread width	Load capacity	Overall height	Offset	Code-no.	Code-no.	Code-no.	Code-no.
10x34	52	8	40	62	20	3.WAM.B94	4.WB6.B94	3.T41.B94	4.WN3.B94
10x34	75	17	60	94	26	3.VA8.DAM	4.VA9.DAM	3.VGE.DAM	4.VGF.DAM
10x34	100	17	70	125	35			3.UAN.DAC	4.UA9.DAC

A list of sockets for round and square tubing appears on page 112.

#### EXPANDING ADAPTORS

only on 75 and 100 mm castors



Castors can be installed into round or square tubing by using polyamide expanding adaptors. The expanding adaptors are installed on castors with an M 10x 42 mm long threaded stem. To order, please add code number for adaptor size and shape behind the castor code number, as shown in the following table: 3.UAF.DAC.A1N

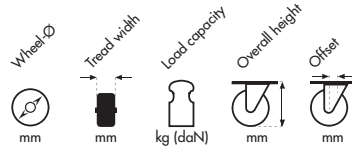
Diameter mm	Round tube Code-No..	Square tube Code-No.	Max. Torque
18-20	.A1N	.A5N	12 Nm
21-23	.A1P	.A5P	12 Nm
24-27	.A1Q	.A5Q	18 Nm
28-31	.A1R	.A5R	20 Nm



## PLAIN BEARING WHEEL

- Electrically conductive, black polyurethane tyred
- Polyamide hub
- Riveted axle
- Wheel-Ø 52 mm, 75 mm, 100 mm

### FITTINGS




	POLYAMIDE CASING		ZINC DIE CAST CASING	
	<b>SERIES 530</b> PROFIL	<b>SERIES 531</b> PROFIL	<b>SERIES 530</b> PROFIL	<b>SERIES 531</b> PROFIL
	SWIVEL CASTOR	SWIVEL CASTOR WITH WHEEL BRAKE	SWIVEL CASTOR	SWIVEL CASTOR WITH WHEEL BRAKE
	Code-No.	Code-No.	Code-No.	Code-No.
M 10x15	3.WGA.B70	4.WGB.B70	3.T40.B70	4.WA1.B70
M 10x15	3.VAE.DAR	4.VAS.DAR	3.VGC.DAR	4.VGD.DAR
M 10x42	3.VF6.DAR	4.VF7.DAR	3.VGJ.DAR	4.VGK.DAR
M 10x15			3.UAA.DAB	4.UA1.DAB
M 12x15			3.UAG.DAB	4.UA7.DAB
M 10x42			3.UAF.DAB	4.UA4.DAB

#### THREADED STEM



mm	Wheel-Ø	Tread width	Load capacity	Overall height	Offset
M 10x15	52	8	40	62	20
M 10x15	75	17	60	93	26
M 10x42	75	17	60	93	26
M 10x15	100	17	70	124	35
M 12x15	100	17	70	124	35
M 10x42	100	17	70	124	35

#### TOP PLATE



mm	Wheel-Ø	Tread width	Load capacity	Overall height	Offset	Code-no.	Code-no.	Code-no.	Code-no.
39x39	52	8	40	63	20	3.WGC.B70	4.WGD.B70	3.T42.B70	4.WM9.B70
55x55	75	17	60	96	26	3.VAF.DAR	4.VAT.DAR	3.VGG.DAR	4.VGH.DAR
55x55	100	17	70	127	35			3.UAB.DAB	4.UA2.DAB

Top plate dimensions shown on page 113.

#### PLAIN STEM AND CIRCLIP



mm	Wheel-Ø	Tread width	Load capacity	Overall height	Offset	Code-no.	Code-no.	Code-no.	Code-no.
10x34	52	8	40	62	20	3.WGE.B70	4.WGF.B70	3.T41.B70	4.WN3.B70
10x34	75	17	60	94	26	3.VB0.DAR	4.VB1.DAR	3.VGE.DAR	4.VGF.DAR
10x34	100	17	70	125	35			3.UAN.DAB	4.UA9.DAB

Please contact us for electrically conductive sockets.