


**SERIES 330R**



**SERIES 680R**





**SERIES 331R**

**SWIVEL CASTOR      SERIES 330R**

**SWIVEL CASTOR      SERIES 331R**  
WITH TOTAL LOCK

**RIGID CASTOR        SERIES 680R**

**Features:**

- Stainless steel casing
- Double ball bearing swivel
- Polyamide brake pedal
- Wheel-Ø 125 mm
- According to **DIN 18867-8**, commercial kitchens with bolt hole Ø 10.5 mm, top plate 95x70 mm or plain stem with M 6 threaded hole

**Options:**

- Thermoplastic soft rubber tyre, 63 shore A



**COMMERCIAL KITCHEN  
EQUIPMENT**

**HOSPITAL AND  
ELECTROMEDICAL EQUIPMENT**

**SHOP FITTING EQUIPMENT**

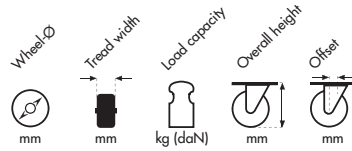
**BAKERY EQUIPMENT**



## BALL BEARING WHEEL

- Non marking grey thermoplastic rubber tyred
- Polypropylene hub
- Stainless steel ball bearing with polyamide housing
- Screwed rust free axle
- Wheel-Ø 125 mm

### FITTINGS



**SERIES 330R**  
SWIVEL CASTOR

**SERIES 331R**  
SWIVEL CASTOR WITH  
TOTAL LOCK

**SERIES 680R**  
RIGID CASTOR

#### BOLT HOLE



mm	Wheel Ø	Tread width	Load capacity	Overall height	Offset
10,5	125	32	100	158	40
13,0	125	32	100	158	40

See page 114.


Code-no.

Code-no.

1.LNB.PUL  
1.LNG.PUL

2.LRB.PUL  
2.LRG.PUL

#### TOP PLATE



mm	Wheel Ø	Tread width	Load capacity	Overall height	Offset
77x67	125	32	100	158	40
90x70	125	32	100	158	40
95x70	125	32	100	158	40

Top plate dimensions shown on page 113.

Code-no.

Code-no.

Code-no.

1.LNS.PUL  
1.LN1.PUL  
1.LNM.PUL

2.LRS.PUL  
2.LR1.PUL  
2.LRM.PUL

5.FFQ.PUL  
5.FF3.PUL

#### PLAIN STEM



mm	Wheel Ø	Tread width	Load capacity	Overall height	Offset
18x62	125	32	100	161	40

A list of adaptors for round and square tubing appears on page 112.

Code-no.

Code-no.

Code-no.

1.LQB.PUL

2.LTB.PUL

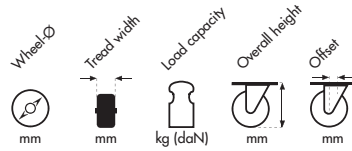
5.FF9.PUL



## BALL BEARING WHEEL

- Non marking grey thermoplastic rubber tyred
- Polypropylene hub
- Stainless steel bush
- Screwed rust free axle
- Wheel-Ø 125 mm

### FITTINGS



**SERIES 330R**  
SWIVEL CASTOR

**SERIES 331R**  
SWIVEL CASTOR WITH  
TOTAL LOCK

**SERIES 680R**  
RIGID CASTOR

#### BOLT HOLE



mm	Wheel Ø	Tread width	Load capacity	Overall height	Offset
10,5	125	32	90	158	40
13,0	125	32	90	158	40

See page 114.

Code-no.

Code-no.


1.LNB.JLX

2.LRB.JLX

1.LNG.JLX

2.LRG.JLX

#### TOP PLATE



mm	Wheel Ø	Tread width	Load capacity	Overall height	Offset
77x67	125	32	90	158	40
90x70	125	32	90	158	40
95x70	125	32	90	158	40

Top plate dimensions shown on page 113.

Code-no.

Code-no.

Code-no.

1.LNS.JLX

2.LRS.JLX

1.LN1.JLX

2.LR1.JLX

5.FFQ.JLX

1.LNM.JLX

2.LRM.JLX

5.FF3.JLX

#### PLAIN STEM



mm	Wheel Ø	Tread width	Load capacity	Overall height	Offset
18x62	125	32	90	161	40

A list of adaptors for round and square tubing appears on page 112.

Code-no.

Code-no.

Code-no.

1.LQB.JLX

2.LTB.JLX

5.FF9.JLX